

# NAUTILUS

PORTABLE EXTRACTOR



CERTIFIED  
PLATINUM



## Nautilus Extreme

The Nautilus Extreme provides more vacuum than any other portable extractor on the market. Powered by two high-efficiency 8.4" Ametek® Lamb vacuum motors, the Nautilus Extreme is able to produce considerably more vacuum than comparable extractors, and yet still operate on only two cords. The extreme vacuum is ideal for restoration contractors performing water extraction, cleaners needing extended hose runs, and for commercial jobs where the dry time is not a nicety, but a necessity.

*AirFlow+*

*Configurable Vacuum System*

Maximum lift, or maximum air flow, it's your call.


**HF** HYDRO-FORCE™  
Innovating since 1974

www.hydroforce.com | 800-637-3789

## EXTREME VACUUM



Nautilus Extreme  
8.4" 2 Stage  
**673 Air Watts**



5.7" 3 Stage  
**368 Air Watts**



5.7" 2 Stage  
**250 Air Watts**

### ADDITIONAL FEATURES:

- The Nautilus Extreme uses massive 8.4" Ametek® Lamb vacuum motors that provide 1.8x's more air watts than the standard 5.7" 3-stage motor and 2.7x's more air watts than the standard 5.7" 2-stage motor.
- Infinity brushes double life of vacuum motors


## AIR WATTS = AIR FLOW x VACUUM

Air watts is a measurement of air flow times vacuum pressure. It is the combination of air flow and vacuum pressure that removes water and dirt.


## INDUSTRIAL STRENGTH



12" wheels make going up and down stairs a breeze



Easy unload/load with handle-mounted wheels



Tall, wide grip handle makes it easier to steer


### ADDITIONAL FEATURES:

- Center of gravity is kept low and to the rear to improve the handling
- Durable roto-molded body

## CUSTOMIZE YOUR CLEANING



Clam shell design improves access to components



Open design prevents cut knuckles and frustration

### ADDITIONAL FEATURES:

- Easily upgrade components with modular design
- Changeable between series and parallel vacuum motor configuration